

## Instructions for Extensions 8651/8752/8772

For use with yard models: 8666, 8668, 8669, 8657, 8728, 8729, 8730, 8766, 8769, 8773, 8775, 8809

### Important: Please keep for further reference.

For helpful tips and instructions, please visit our website: [www.northstatesind.com](http://www.northstatesind.com)  
or contact our Customer Care department via email: [CustomerService@northstatesind.com](mailto:CustomerService@northstatesind.com)  
Phone (763) 486-1754 or Toll Free: (800) 848-8421

**NOTE: You must always use an even number of panels to connect the Superyard.**

**The maximum number of panels that can be connected together is 8.**

**It is not recommended to use the wall mount kit with any Superyard® Two-Panel door extensions.**

### Installation and Operation

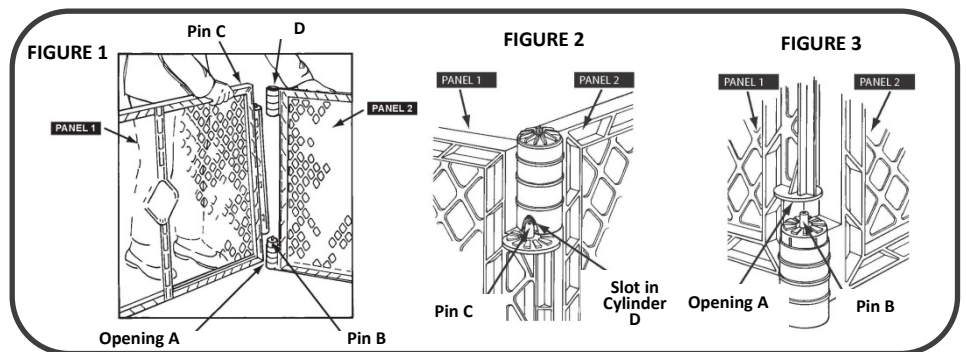
**Step 1:** If your Superyard is already connected together, follow these steps to disconnect your Superyard. Select one of the joints where the panel pushes down (panel 1) See Figure 1. Gently press down on panel 1 while lifting slightly on panel 2. This will enable you to slide pin "C" free of cylinder D See Figure 2. Lift up on panel 1 until opening "A" is free of pin "B" See Figure 3.

**Step 2:** Carefully unfold the Superyard to the proper set-up configuration as shown.

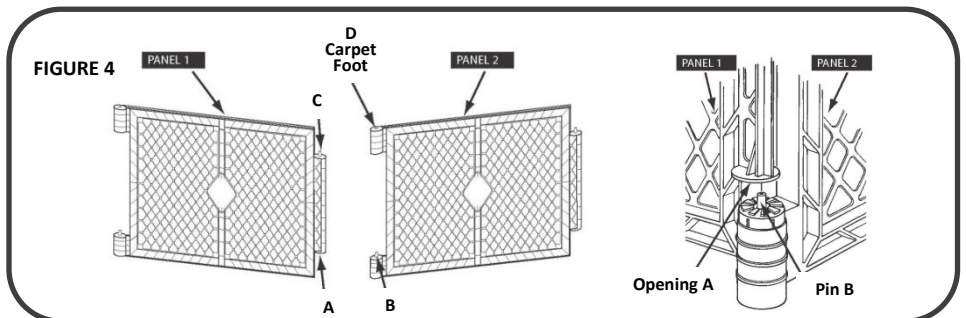

**Step 3:** Begin connecting your extension to your enclosure by lifting up on panel 1 and setting the opening "A" over Pin "B" located on panel 2 See figure 4.

**Step 4:** Now locate the slot on the lower end of cylinder "D". This slot tapers to an opening that accommodates pin "C" See figure 5. Gently press down on panel 1 while aligning pin "C" with the end of the slot in cylinder "D" while maintaining downward pressure on panel 1, lift slightly on panel 2, and slide pin "C" through the slot and into the opening.

**Step 5:** Connect the other side of the extension by following steps 3 & 4.



PROPER SET-UP CONFIGURATIONS



North States Industries, Inc.  
5455 Highway 169 N  
Plymouth, MN 55442  
[www.northstatesind.com](http://www.northstatesind.com)

Made in the United States