



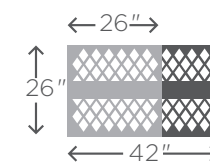


SUPERGATE® SELECT

8713

Installation Instructions: No Tools Required

- 1 Place gate on floor and expand in the opening. Be sure to adhere the wall cups (door sockets) to the opening wall or surface where the four bumpers touch.
NOTE: If a child is present, be sure to place the gate so the handle is on the side of the gate that will be away from the child.
- 2 Rotate locking handle and insert handle tab into slot that provides enough tension to secure gate.
- 3 To release locking handle, twist handle outward and pull gently away from gate.

Clean with water and non abrasive cleaner. Rinse with water and allow to air dry.



ADJUSTS 26" TO 42"

THIS PACKAGE CONTAINS ONE
PRE-ASSEMBLED GATE AND WALL CUPS.

WARNING

- You **MUST** install wall cups to keep gate in place. Without wall cups the child can push out and escape.
- **STOP** using when a child can climb over or dislodge the gate.
- **Children have died or been seriously injured when gates are not securely installed.**
- Use only with locking/latching mechanism securely engaged on side away from child.
- **NEVER** use to keep child away from pool.
- To prevent falls, **NEVER** use at top of stairs.
- This product will not necessarily prevent all accidents.
- **NEVER** leave child unattended.
- Periodically check all fasteners to be sure they are tight and secure, stop using gate if any parts are missing or become damaged.
- Do not attempt to use this gate in temperatures less than 40 degrees F (4°C) or damage may result.

ADVERTENCIA

- **DEBES** instalar copas de pared para mantener la puerta en su lugar. Sin vasos de pared, el niño puede empujar y escapar.
- **DEJE** de usarla cuando un niño pueda trepar sobre la puerta o desprenderla.
- **Niños han muerto o sufrido lesiones graves porque una puerta no estaba instalada de manera segura.**
- Instálela únicamente con el mecanismo de bloqueo y enganche debidamente enganchado en el lado opuesto al niño.
- **NUNCA** debe usarse para mantener a un niño alejado de una piscina.
- Para evitar caídas, nunca utilice la puerta en la parte superior de las escaleras.
- Este producto no previene necesariamente todo tipo de accidentes.
- **NUNCA** deje a los niños sin supervisión.
- Revisar periódicamente todos los afianzadores para asegurarse de que estén apretados y firmes, dejar de usar esta barrera si falta cualquier pieza o si se daña.
- No intentar usar esta barrera con temperaturas inferiores a los 40 grados Fahrenheit (4°C) o se pueden producir daños.

MADE IN
USA



PN26270